



MEDI



adyan

Role of Sectarianism in Lebanese Youth Voting

A Field Study
prepared by Rashad Center at Adyan Foundation
under “Different Voters for One Nation” Project

Gift of the United States Government

Methodology

Survey was conducted with 1,000 respondents aged 21-28 years first time voters.

Data was collected from March 5-9, 2018, through face-to-face interviews by trained professional interviewers.

Interviews were selected using a multi-stage probability sampling to ensure a random, representative sample for identifying households and main respondents.

The questionnaires were distributed proportionally to the number of voters in each governorate of Lebanon. Each governorate was stratified into districts (26 districts in total) and the capital city of each district was selected for the purpose of the survey, in addition to other villages to ensure a proper representation by confession in each caza.

The response rate was 83.7%.

Sample Description

The sample consisted of 1,000 Lebanese aged 21-28 years, distributed proportionally over the Lebanese districts as per the below table:

Table 1: Distribution of Respondents by District

District	Frequency	Percent
Beirut D1	36	3.6
Beirut D2	96	9.6
Metn	48	4.8
Keserwan	25	2.5
Jbeil	22	2.2
Baabda	45	4.5
Aley	34	3.4
Chouf	54	5.4
West Beqaa	25	2.5
Rachaya	13	1.3
Zahle	47	4.7
Baalbeck	70	7.0
Hermel	14	1.4
Saida	17	1.7
Zahrani	30	3.0
Jezzine	16	1.6
Nabatieh	38	3.8
Tyre	52	5.2
Bint Jbeil	41	4.1
Marjeyoun	30	3.0
Hasbayya	13	1.3
Tripoli	60	6.0
Minieh-Dinnieh	33	3.3
Koura	15	1.5
Batroun	16	1.6
Zgharta	21	2.1
Bcharre	13	1.3
Akkar	76	7.6
Total		100.0%

The sample surveyed consisted of 52.6% males (526 respondents) and 47.4% females (474 respondents).

28.7% of the respondents are Sunni, 28.6% Shia'a, 20.3% Maronites, and 7.2% Orthodox. The sect of the surveyed respondents is detailed in table 2 below.

Table 2: Distribution of Respondents By Sect

Religious Community	Frequency	Percent
Maronite	203	20.3
Orthodox	72	7.2
Catholic	47	4.7
Armenian Orthodox/ Armenian Catholic	27	2.7
Sunni	287	28.7
Shia'a	286	28.6
Druze	56	5.6
Alawi	9	0.9
Other Christian Minorities (Syriac, Latin, etc..)	13	1.3
Total		100.0%

Table 3 details the age distribution of the surveyed respondents.

Table 3: Age Distribution of the Respondents

Age	Frequency	Percent
21	215	21.5
22	142	14.2
23	116	11.6
24	117	11.7
25	103	10.3
26	75	7.5
27	76	7.6
28	156	15.6
Total	1,000	100.0%

Table 4: Educational Background

Highest Level of Education Completed	Frequency	Percent
Primary	32	3.2
Intermediate	94	9.4
Secondary	226	22.6
University (BA/BS)	550	55.0
Post Graduate Studies	31	3.1
Vocational Studies	67	6.7
Total	1,000	100.0%

I. Electoral Law

More than half of the surveyed respondents (51.7%) stated that, in their opinion, the new electoral law is better than the previous one, compared to 36.3% who thought it was not and another 12% who could not give a clear-cut answer to this question and answered that they “Don’t Know” (Graph 1).

Graph 1: Do you think that the new electoral law is better than the previous law?

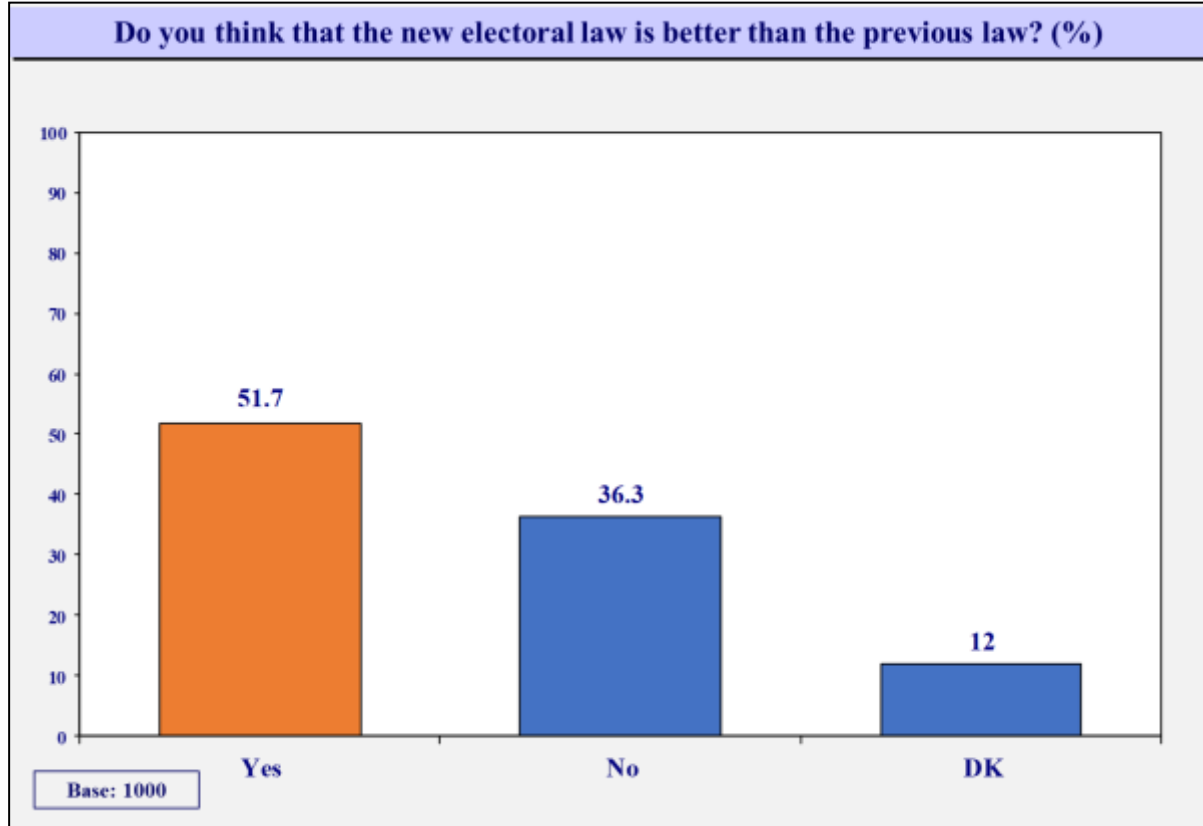


Table 5: Do you think that the new electoral law is better than the previous law?- By Gender

	Male	Female	Total
Yes	56.8%	46%	51.7%
No	33.7%	39.2%	36.3%
Don't Know	9.5%	14.8%	12%
Total	100.0%	100.0%	100.0%

Table 6: Do you think that the new electoral law is better than the previous law? - By Electoral District

	Beirut I District	Beirut II District	Mount Lebanon's First District (Keserwan - Jbell)	Mount Lebanon's Second District (Metn)	Mount Lebanon's Third District (Baabda)	Mount Lebanon's Fourth District (Chouf - Alef)	South Lebanon's First District (Saïda - Jezzine)	South Lebanon's Second District (Zahrani - Sour)	South Lebanon's Third District (Nabatieh - Bint Jbeil - Marjeyoun - Hasbaya)	Beqaa's First District (Zahle)	Beqaa's Second District (West Beqaa - Rashaya)	Beqaa's Third District (Baalbeck - Hermel)	North Lebanon's First District (Akkar)	North Lebanon's Second District (Tripoli - Minieh - Demniah)	North Lebanon's Third District (Bsharri - Batroun - Koura - Zgharta)	Total
Yes	66.7%	57.3%	51.1%	62.5%	48.9%	65.9%	57.6%	50.0%	41.8%	46.8%	55.3%	57.1%	38.2%	36.6%	60.0%	51.7%
No	25.0%	41.7%	48.9%	33.3%	35.6%	30.7%	42.4%	37.8%	36.1%	51.1%	36.8%	31.0%	32.9%	37.6%	29.2%	36.3%
Don't Know	8.3%	1.0%	0.0%	4.2%	15.5%	3.4%	0.0%	12.2%	22.1%	2.1%	7.9%	11.9%	28.9%	25.8%	10.8%	12.0%
Total	100.0%	100.0%	100.0%	100.0%	100.0%	100.0%	100.0%	100.0%	100.0%	100.0%	100.0%	100.0%	100.0%	100.0%	100.0%	100.0%

Graph 2: If you think that the new electoral law is better than the previous law, Please specify the Reason?

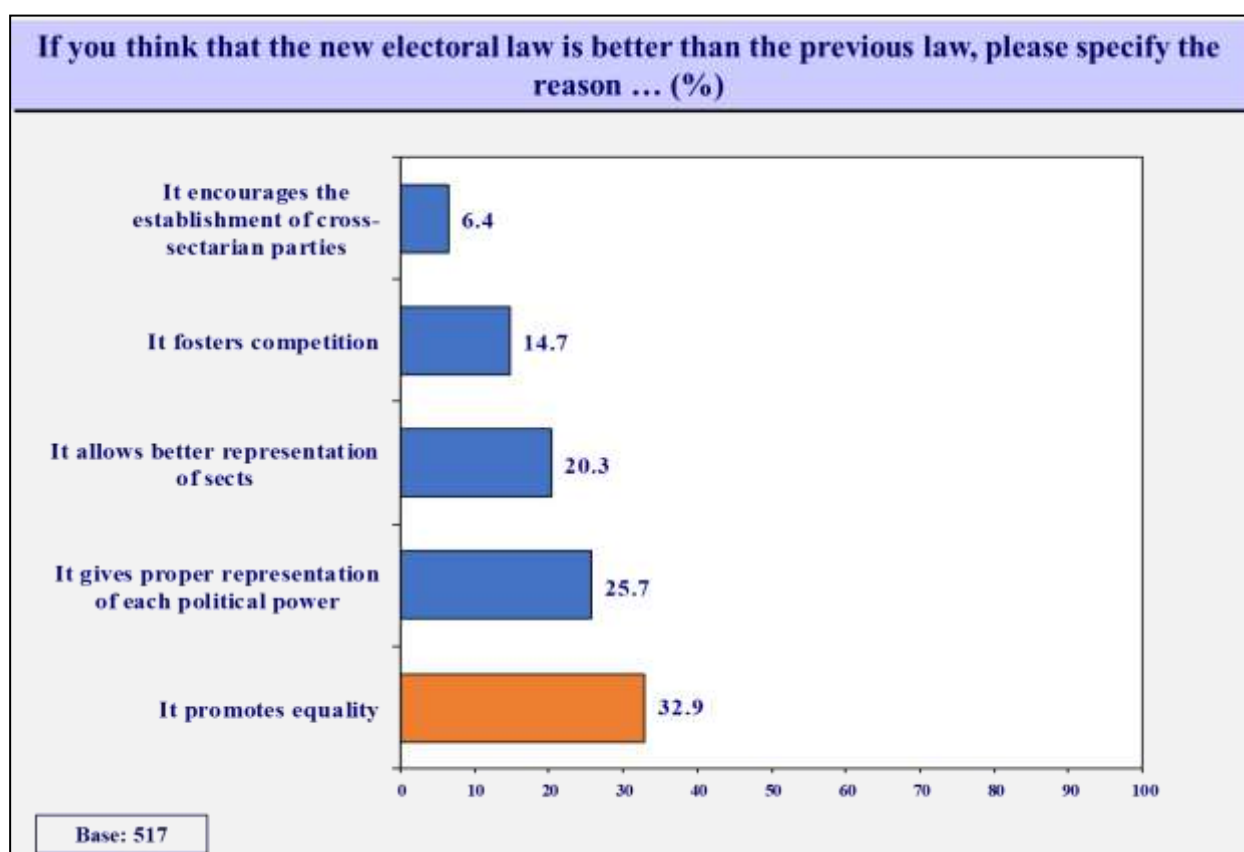


Table 7: If you think that the new electoral law is better than the previous law, Please specify the Reason - By Sect

	Maronite	Orthodox	Catholic	Armenian Orthodox/ Catholic	Christian Minorities	Sunni	Shia`a	Druze	Alawite	Total
It allows better representation of sects	19.8%	25.7%	18.5%	20.0%		24.3%	15.3%	18.8%	100.0%	20.3%
It promotes equality	32.8%	31.4%	25.9%	33.3%		39.7%	29.9%	37.5%		32.9%
It gives proper representation of each political power	34.5%	31.4%	25.9%	33.3%	37.5%	12.5%	30.6%	18.8%		25.7%
It fosters competition	9.5%	8.6%	14.8%	13.3%	37.5%	16.9%	16.0%	21.9%		14.7%
It encourages the establishment of cross-sectarian parties	3.4%	2.9%	14.8%		25.0%	6.6%	8.3%	3.1%		6.4%
Total	100.0%	100.0%	100.0%	100.0%	100.0%	100.0%	100.0%	100.0%	100.0%	100.0%

Table 8: If you think that the new electoral law is better than the previous law, Please specify the Reason - By Gender

	Male	Female	Total
It allows better representation of sects	23.4%	16.1%	20.3%
It promotes equality	30.4%	36.2%	32.9%
It gives proper representation of each political power	21.1%	32.1%	25.7%
It fosters competition	18.1%	10.1%	14.7%
It encourages the establishment of cross-sectarian parties	7%	5.5%	6.4%
Total	100.0%	100.0%	100.0%

Table 9: If you think that the new electoral law is better than the previous law, Please specify the Reason - By Electoral District

	Beirut D1	Beirut D2	Mount Lebanon's First District (Keserwan - Jbeil)	Mount Lebanon's Second District (Metn)	Mount Lebanon's Third District (Baabda)	Mount Lebanon's Fourth District (Chouf - Aley)	South Lebanon's First District (Saïda - Jezzine)	South Lebanon's Second District (Zahrani - Sour)	South Lebanon's Third District (Nabatieh - Bint Jbeil (Marjeyoun - Hasbaya -	Beqaa's First District (Zahle)	Beqaa's Second District (West Beqaa - Rashaya)	Beqaa's Third District (Baalbeck - Hermel)	North Lebanon's First District (Akkar)	North Lebanon's Second District (Tripoli - Minieh (Dennieh	North Lebanon's Third District (Bsharri - Batroun (Koura - Zgharta	Total
It allows better representation of sects	29.2%	20.0%	12.5%	3.3%	18.2%	15.5%	21.1%	12.2%	17.6%	4.5%	4.8%	14.6%	44.8%	41.2%	41.0%	20.3%
It promotes equality	20.8%	36.4%	58.3%	33.3%	36.4%	46.6%	10.5%	39.0%	13.7%	27.3%	66.7%	29.2%	41.4%	32.4%	10.3%	32.9%
It gives proper representation of each political power	25.0%	14.5%	16.7%	26.7%	36.4%	17.2%	36.8%	36.6%	41.2%	45.5%	14.3%	20.8%	3.4%	20.6%	38.5%	25.7%
It fosters competition	12.5%	25.5%	8.3%	26.7%	9.0%	15.5%	21.1%	9.8%	19.6%	18.2%	9.5%	18.8%	6.9%	2.9%	5.1%	14.7%
It encourages the establishment of cross-sectarian parties	12.5%	3.6%	4.2%	10.0%	0.0%	5.2%	10.5%	2.4%	7.9%	4.5%	4.7%	16.6%	3.5%	2.9%	5.1%	6.4%
Total	100.0%	100.0%	100.0%	100.0%	100.0%	100.0%	100.0%	100.0%	100.0%	100.0%	100.0%	100.0%	100.0%	100.0%	100.0%	100.0%

Graph 3: If you do Not think that the new electoral law is better than the previous law, Please Specify the Reason?

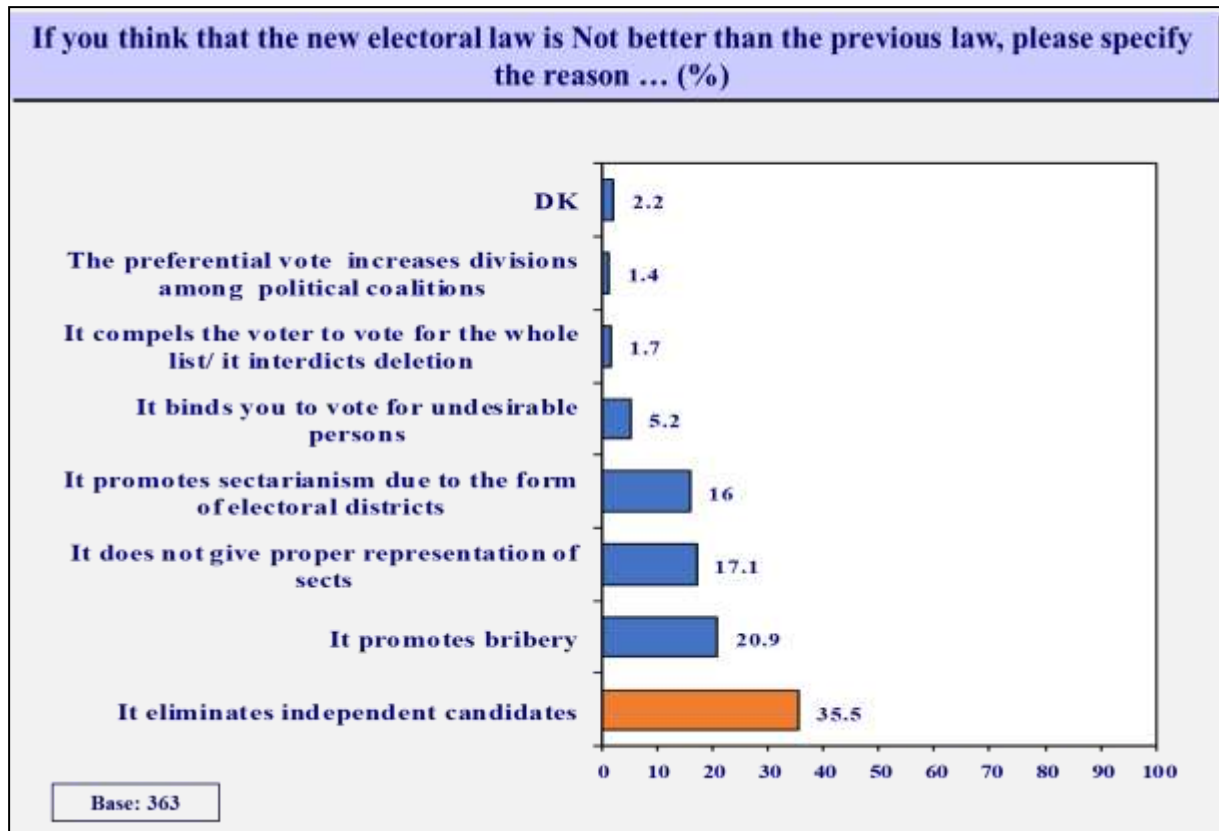


Table 10: If you do Not think that the new electoral law is better than the previous law, Please Specify the Reason?- By Sect

	Maronite	Orthodox	Catholic	Armenian Orthodox/ Catholic	Christian Minorities	Sunni	Shia`a	Druze	Alawite	Total
It does not give proper representation of sects	14.1%	31.8%	16.7%	10.0%	50.0%	17.7%	8.0%	35.0%	80.0%	17.1%
It promotes bribery	16.9%	22.7%	16.7%	30.0%	0.0%	23.0%	24.0%	10.0%	20.0%	20.9%
It eliminates independent candidates	40.8%	22.7%	50.0%	40.0%	0.0%	27.4%	45.0%	30.0%	0.0%	35.5%
It promotes sectarianism due to the form of electoral districts	11.3%	9.1%	16.6%	10.0%	25.0%	20.4%	16.0%	20.0%	0.0%	16.0%
It binds you to vote for undesirable persons	8.5%	13.7%	0.0%	10.0%	25.0%	4.4%	3.0%	0.0%	0.0%	5.2%
The preferential vote increases divisions among political coalitions	0.0%	0.0%	0.0%	0.0%	0.0%	1.8%	3.0%	0.0%	0.0%	1.4%
It compels the voter to vote for the whole list/ it interdicts deletion	5.6%	0.0%	0.0%	0.0%	0.0%	1.8%	0.0%	0.0%	0.0%	1.7%
DK	2.8%	0.0%	0.0%	0.0%	0.0%	3.5%	1.0%	5.0%	0.0%	2.2%
Total	100.0%	100.0%	100.0%	100.0%	100.0%	100.0%	100.0%	100.0%	100.0%	100.0%

Table 11: If you do Not think that the new electoral law is better than the previous law, Please Specify the Reason?- By Gender

	Male	Female	Total
It does not give proper representation of sects	20.3%	14%	17.1%
It promotes bribery	21.5%	20.4%	20.9%
It eliminates independent candidates	27.1%	43.5%	35.5%
It promotes sectarianism due to the form of electoral districts	19.2%	12.9%	16%
It binds you to vote for undesirable persons	5.6%	4.8%	5.2%
The preferential vote increases divisions among political coalitions	2.3%	0.5%	1.4%
It compels the voter to vote for the whole list/ it interdicts deletion	1.1%	2.2%	1.7%
DK	2.8%	1.6%	2.2%
Total	100.0%	100.0%	100.0%

Table 12: If you do Not think that the new electoral law is better than the previous law, Please Specify the Reason?- By Electoral District

	Beirut D1	Beirut D2	Mount Lebanon's First District (Keserwan - Jbeil)	Mount Lebanon's Second District (Metn)	Mount Lebanon's Third District (Baabda)	Mount Lebanon's Fourth District (Chouf - Aley)	South Lebanon's First District (Saida - Jezzine)	South Lebanon's Second District (Zahrani - Sour)	South Lebanon's Third District (Nabatieh - Bint Jbeil (Marjeyoun - Hasbaya -	Beqaa's First District (Zahle)	Beqaa's Second District (West Beqaa - Rashaya)	Beqaa's Third District (Baalbeck - Hermel)	North Lebanon's First District (Akkar)	North Lebanon's Second District (Tripoli - Minieh (Dennieh)	North Lebanon's Third District (Bsharri - Batroun (Koura - Zgharta)	Total
It does not give proper representation of sects	22.2%	20.0%	13.0%	6.3%	6.3%	33.3%	7.1%	6.5%	13.6%	0.0%	28.6%	7.7%	40.0%	25.7%	21.1%	17.1%
It promotes bribery	11.1%	20.0%	26.1%	12.5%	25.0%	11.1%	14.3%	16.1%	15.9%	58.3%	21.4%	26.9%	20.0%	17.1%	15.8%	20.9%
It eliminates independent candidates	44.4%	30.0%	34.8%	50.0%	37.5%	33.3%	78.6%	45.2%	47.7%	29.2%	7.1%	38.5%	28.0%	14.3%	31.6%	35.5%
It promotes sectarianism due to the form of electoral districts	22.3%	27.5%	8.7%	25.0%	18.8%	14.8%	0.0%	16.1%	15.9%	12.5%	35.7%	19.2%	12.0%	8.6%	5.3%	16.0%
It binds you to vote for undesirable persons	0.0%	2.5%	17.4%	6.2%	6.2%	3.7%	0.0%	9.7%	0.0%	0.0%	0.0%	0.0%	0.0%	20.0%	5.2%	5.2%
The preferential vote increases divisions among political coalitions	0.0%	0.0%	0.0%	0.0%	0.0%	0.0%	0.0%	6.4%	2.4%	0.0%	0.0%	0.0%	0.0%	5.7%	0.0%	1.4%
It compels the voter to vote for the whole list/ it interdicts deletion	0.0%	0.0%	0.0%	0.0%	0.0%	0.0%	0.0%	0.0%	0.0%	0.0%	0.0%	0.0%	0.0%	5.7%	21.0%	1.7%
DK	0.0%	0.0%	0.0%	0.0%	6.2%	3.8%	0.0%	0.0%	4.5%	0.0%	7.2%	7.7%	0.0%	2.9%	0.0%	2.2%
Total	100.0%	100.0%	100.0%	100.0%	100.0%	100.0%	100.0%	100.0%	100.0%	100.0%	100.0%	100.0%	100.0%	100.0%	100.0%	100.0%

Graph 4: Would you prefer a law that allows the voter to vote for an MP of his/her sect (e.g. Orthodox Law)?

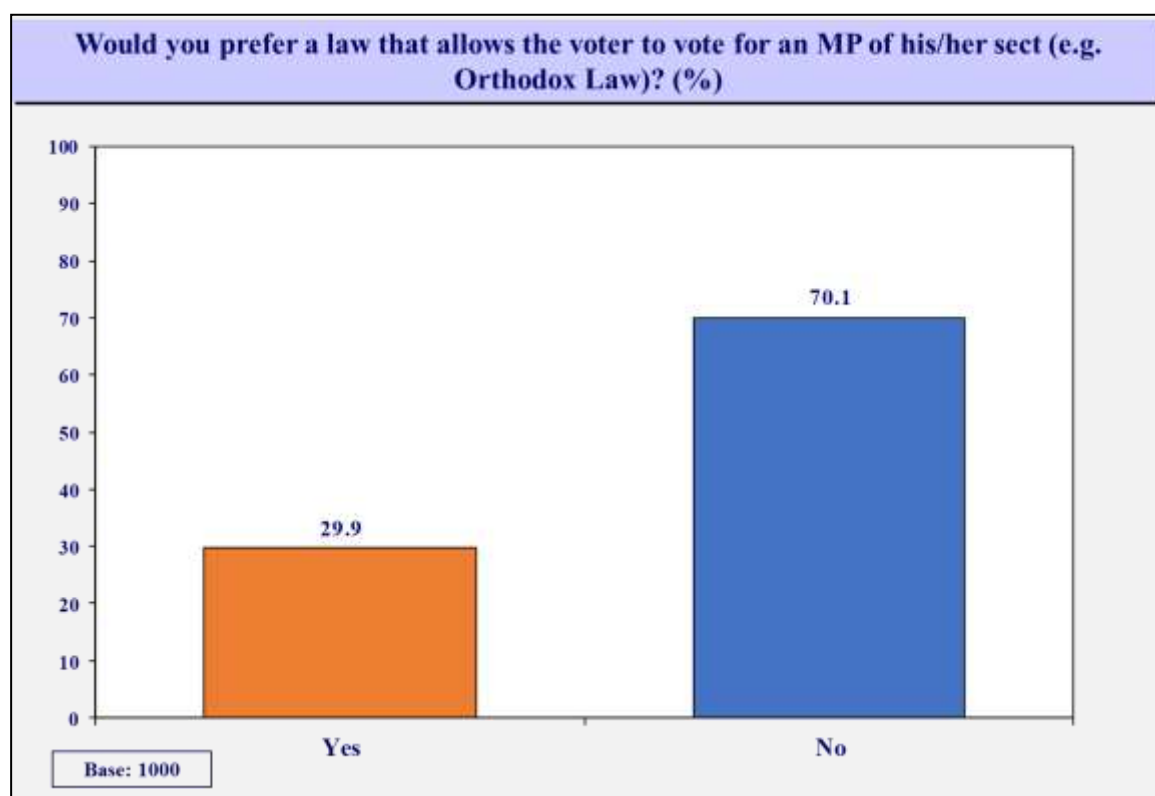


Table 13: Would you prefer a law that allows the voter to vote for an MP of his/her sect (e.g. Orthodox Law)?- By Sect

	Maronite	Orthodox	Catholic	Armenian Orthodox/Catholic	Christian Minorities	Sunni	Shia`a	Druze	Alawite	Total
Yes	27.6%	38.9%	27.7%	44.4%	38.5%	34.8%	21.7%	35.7%	33.3%	29.9%
No	72.4%	61.1%	72.3%	55.6%	61.5%	65.2%	78.3%	64.3%	66.7%	70.1%
Total	100.0%	100.0%	100.0%	100.0%	100.0%	100.0%	100.0%	100.0%	100.0%	100.0%

Table 14: Would you prefer a law that allows the voter to vote for an MP of his/her sect (e.g. Orthodox Law)?- By Electoral District

	Beirut D1	Beirut D2	Mount Lebanon's First District (Keserwan - Jbeil)	Mount Lebanon's Second District (Metn)	Mount Lebanon's Third District (Baabda)	Mount Lebanon's Fourth District (Chouf - Aley)	South Lebanon's First District (Saïda - Jezzine)	South Lebanon's Second District (Zahrani - Sour)	South Lebanon's Third District (Nabatieh - Bint Jbeil District (Marjeyoun - Hasbaya -	Beqaa's First District (Zahle)	Beqaa's Second District (West Beqaa - Rashaya)	Beqaa's Third District (Baalbeck - Hermel)	North Lebanon's First District (Akkar)	North Lebanon's Second District (Tripoli - Minieh (Dennieh	North Lebanon's Third District (Bsharri - Batroun (Koura - Zgharta	Total
Yes	36.1%	26.0%	31.9%	29.2%	20.0%	34.1%	24.2%	8.5%	15.6%	46.8%	44.7%	38.1%	46.1%	35.5%	30.8%	29.9%
No	63.9%	74.0%	68.1%	70.8%	80.0%	65.9%	75.8%	91.5%	84.4%	53.2%	55.3%	61.9%	53.9%	64.5%	69.2%	70.1%
Total	100.0%	100.0%	100.0%	100.0%	100.0%	100.0%	100.0%	100.0%	100.0%	100.0%	100.0%	100.0%	100.0%	100.0%	100.0%	100.0%

II. Factors Underlying Voters Preferences for Lists or Preferential Vote

Graph 5: Please specify the reason for voting for a particular electoral list

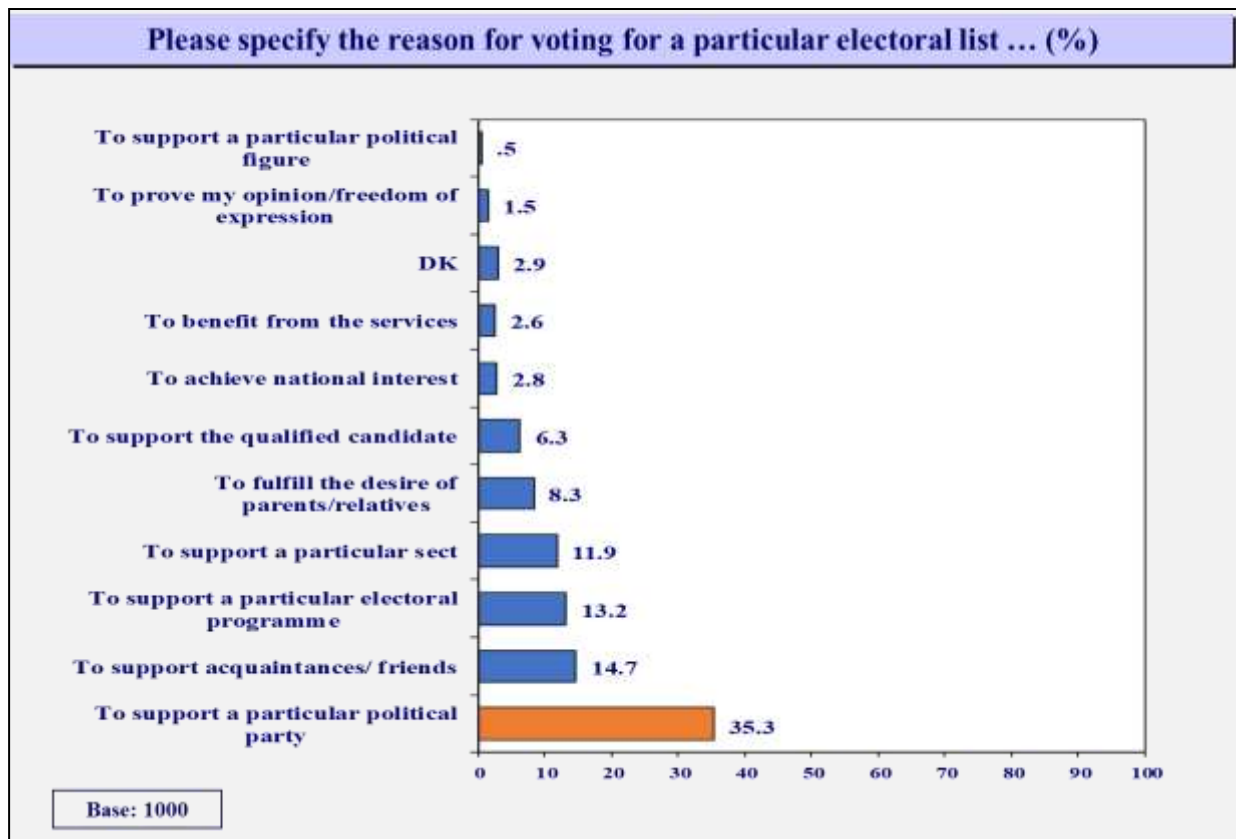


Table 15: Please specify the reason for voting for a particular electoral list- By Sect

	Maronite	Orthodox	Catholic	Armenian Orthodox/ Catholic	Christian Minorities	Sunni	Shia`a	Druze	Alawite	Total
To support a particular political party	34%	30.6%	42.6%	44.4%	23.1%	24.7%	47.9%	32.1%	11.1%	35.3%
To support acquaintances/ friends	14.8%	18.1%	17%	3.7%	23.1%	15.3%	11.2%	23.2%	33.3%	14.7%
To fulfill the desire of parents/relatives	9.4%	11.1%	4.3%	11.1%	7.7%	12.2%	2.8%	10.7%	11.1%	8.3%
To support a particular sect	10.8%	8.3%	8.5%	14.8%	30.8%	17.1%	7.3%	16.1%		11.9%
To prove my opinion/freedom of expression	2%	1.4%		3.7%		1.4%	1.4%	1.8%		1.5%
To support the qualified candidate	5.4%	5.6%	8.5%		7.7%	8.4%	6.3%	1.8%		6.3%
To support a particular electoral programme	11.8%	11.1%	6.4%	14.8%	7.7%	12.5%	18.9%	3.6%		13.2%
To achieve national interest	3%	4.2%	8.5%	3.7%		1.7%	1.7%	7.1%		2.8%
To benefit from the services	.4%	2.8%				3.8%		3.6%	44.4%	2.6%
To support a particular political figure	1%	1.4%					0.7%			0.5%
Don't Know	4.4%	5.6%	4.3%	3.7%		2.8%	1.7%			2.9%
Total	100.0%	100.0%	100.0%	100.0%	100.0%	100.0%	100.0%	100.0%	100.0%	100.0%

Table 16: Please specify the reason for voting for a particular electoral list- By Electoral District

	Beirut D1	Beirut D2	Mount Lebanon's First District (Keserwan - Jbeil)	Mount Lebanon's Second District (Metn)	Mount Lebanon's Third District (Baabda)	Mount Lebanon's Fourth District (Chouf - Aley)	South Lebanon's First District (Saïda - Jezzine)	South Lebanon's Second District (Zahrani - Sour)	South Lebanon's Third District (Nabatieh - Bint Jbeil (Marjayoun - Hasbaya -	Beqaa's First District (Zahle)	Beqaa's Second District (West Beqaa - Rashaya)	Beqaa's Third District (Baalbeck - Hermel)	North Lebanon's First District (Akkar)	North Lebanon's Second District (Tripoli - Minieh (Dennieh	North Lebanon's Third District (Bsharri - Batroun (Koura - Zgharta	Total
To support a particular political	36.1%	32.3%	29.8%	31.3%	15.6%	33.0%	6.1%	43.9%	49.2%	51.1%	34.2%	41.7%	21.1%	30.1%	46.2%	35.3%
To support acquaintances/ friends	5.6%	15.6%	8.5%	14.6%	8.9%	27.3%	15.2%	6.1%	10.7%	17.0%	42.1%	20.2%	14.5%	9.7%	10.8%	14.7%
To fulfill the desire of parents/relatives	5.6%	7.3%	10.6%	14.6%	8.9%	12.5%	9.1%	0.0%	8.2%	6.4%	0.0%	7.1%	17.1%	7.5%	7.7%	8.3%
To support a particular sect	16.7%	8.3%	4.3%	6.3%	24.4%	10.2%	15.2%	3.7%	5.7%	21.3%	5.3%	7.1%	32.9%	12.9%	15.4%	11.9%
To prove my opinion/freedom of	2.7%	1.1%	0.0%	8.2%	2.2%	2.3%	0.0%	1.2%	0.8%	0.0%	2.6%	3.7%	0.0%	0.0%	0.0%	1.5%
To support the qualified candidate	11.1%	13.5%	2.1%	8.3%	0.0%	5.7%	27.2%	8.5%	4.1%	0.0%	0.0%	7.1%	1.3%	4.3%	6.2%	6.3%
To support a particular electoral	0.0%	15.6%	21.3%	10.4%	15.6%	6.8%	24.2%	29.3%	18.0%	0.0%	2.6%	9.5%	7.9%	16.1%	7.7%	13.2%
To achieve national interest	19.4%	3.1%	2.1%	0.0%	20.0%	1.1%	3.0%	2.4%	0.8%	0.0%	5.3%	0.0%	0.0%	1.1%	0.0%	2.8%
To benefit from the services	0.0%	1.1%	6.4%	2.1%	4.4%	0.0%	0.0%	0.0%	0.0%	2.1%	2.6%	0.0%	2.6%	15.1%	1.5%	2.6%
To support a particular political	0.0%	0.0%	0.0%	0.0%	0.0%	0.0%	0.0%	2.5%	0.0%	0.0%	0.0%	0.0%	0.0%	1.0%	3.0%	0.5%
Don't Know	2.8%	2.1%	14.9%	4.2%	0.0%	1.1%	0.0%	2.4%	2.5%	2.1%	5.3%	3.6%	2.6%	2.2%	1.5%	2.9%
Total	100.0%	100.0%	100.0%	100.0%	100.0%	100.0%	100.0%	100.0%	100.0%	100.0%	100.0%	100.0%	100.0%	100.0%	100.0%	100.0%

Graph 6: Apart from the preferential vote you are going to choose in the upcoming parliamentary elections, please specify the main reason for your choice?

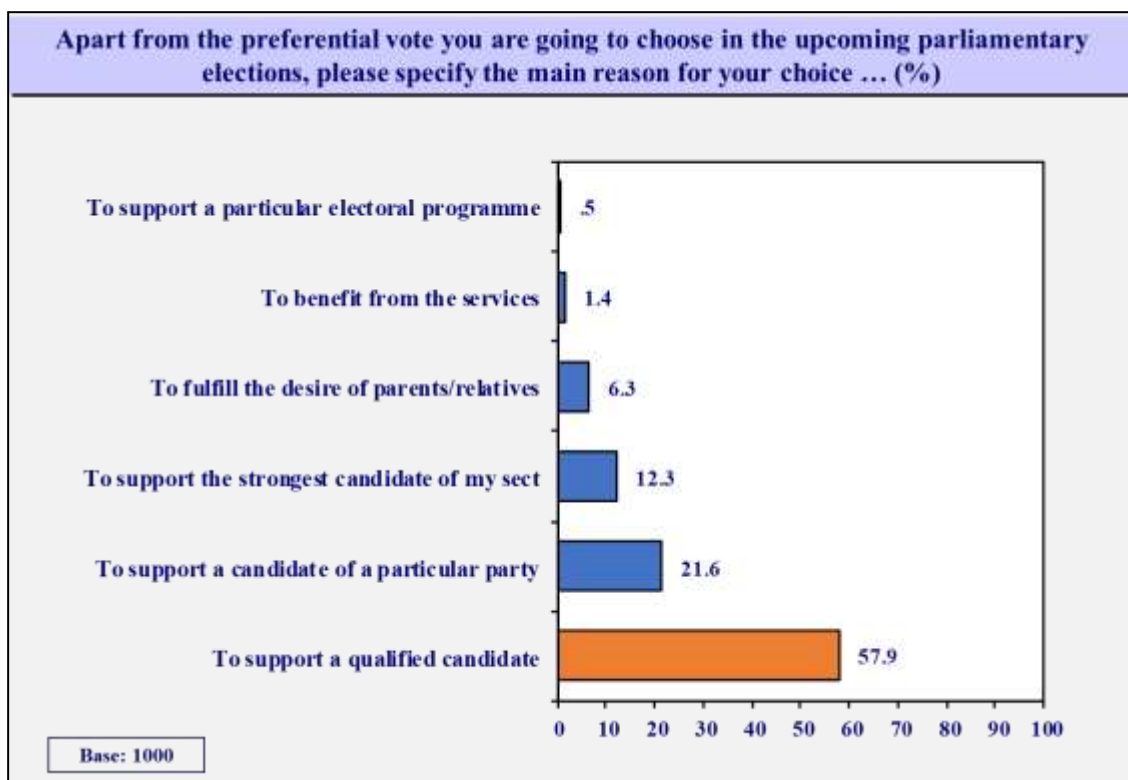


Table 17: Apart from the preferential vote you are going to choose in the upcoming parliamentary elections, please specify the main reason for your choice?- By Sect

	Maronite	Orthodox	Catholic	Armenian Orthodox/Catholic	Christian Minorities	Sunni	Shia`a	Druze	Alawite	Total
To support the strongest candidate of my sect	5.4%	13.9%	17%	22.2%	23.1%	13.9%	12.2%	16.1%	11.1%	12.3%
To support a candidate of a particular party	19.7%	16.7%	23.4%	37%	15.4%	12.9%	33.2%	14.3%	11.1%	21.6%
To fulfill the desire of parents/relatives	6.9%		6.4%	3.7%		11.1%	3.1%	5.4%	11.1%	6.3%
To support a qualified candidate	66.5%	61.1%	53.2%	37%	61.5%	59.9%	50.7%	64.3%	44.4%	57.9%
To benefit from the services	1%	6.9%				1.7%			22.2%	1.4%
To support a particular electoral programme	0.5%	1.4%				0.3%	0.7%			0.5%
Total	100.0%	100.0%	100.0%	100.0%	100.0%	100.0%	100.0%	100.0%	100.0%	100.0%

Table 18: Apart from the preferential vote you are going to choose in the upcoming parliamentary elections, please specify the main reason for your choice?- By Gender

	Male	Female	Total
To support the strongest candidate of my sect	13.7	10.8	12.3
To support a candidate of a particular party	24.1	18.8	21.6
To fulfill the desire of parents/relatives	6.7	5.9	6.3
To support a qualified candidate	53.4	62.9	57.9
To benefit from the services	1.9	0.8	1.4
To support a particular electoral programme	0.2	0.8	0.5
Total	100.0%	100.0%	100.0%

Table 19: Apart from the preferential vote you are going to choose in the upcoming parliamentary elections, please specify the main reason for your choice?- By Electoral District

	Beirut D1	Beirut D2	Mount Lebanon's First District (Keserwan - Jbel)	Mount Lebanon's Second District (Metn)	Mount Lebanon's Third District (Baabda)	Mount Lebanon's Fourth District (Chouf - Aley)	South Lebanon's First District (Saida - Jezzine)	South Lebanon's Second District (Zahram - Sour)	South Lebanon's Third District (Nabatieh - Bint Jbeil (Marjayoun - Hashaya - Beqaa's First District (Zahle)	Beqaa's Second District (West Beqaa - Rashaya)	Beqaa's Third District (Baalbeck - Hermel)	North Lebanon's First District (Akkar)	North Lebanon's Second District (Tripoli - Minieh (Dennieh)	North Lebanon's Third District (Bsharri - Batroun (Koura - Zgharta)	Total	
To support the strongest candidate of my sect	30.6%	10.4%	6.4%	4.2%	11.1%	12.5%	24.2%	6.1%	9.0%	17.0%	26.3%	14.3%	9.2%	14.0%	10.8%	12.3%
To support a candidate of a particular party	19.4%	10.4%	8.5%	22.9%	6.7%	19.3%	3.0%	28.0%	41.0%	38.3%	31.6%	23.8%	14.5%	9.7%	30.8%	21.6%
To fulfill the desire of parents/relatives	0.0%	3.1%	8.5%	12.5%	0.0%	8.0%	12.2%	1.2%	6.6%	4.3%	0.0%	9.5%	15.8%	6.5%	3.1%	6.3%
To support a qualified candidate	50.0%	74.0%	74.5%	58.3%	82.2%	60.2%	60.6%	62.2%	43.4%	40.4%	42.1%	52.4%	56.6%	63.4%	49.2%	57.9%
To benefit from the services	0.0%	1.0%	2.1%	0.0%	0.0%	0.0%	0.0%	0.0%	0.0%	0.0%	0.0%	0.0%	2.6%	6.4%	6.1%	1.4%
To support a particular electoral	0.0%	1.1%	0.0%	2.1%	0.0%	0.0%	0.0%	2.5%	0.0%	0.0%	0.0%	0.0%	1.3%	0.0%	0.0%	0.5%
Total	100.0%	100.0%	100.0%	100.0%	100.0%	100.0%	100.0%	100.0%	100.0%	100.0%	100.0%	100.0%	100.0%	100.0%	100.0%	100.0%

III. Parties Influencing Voters' Choice

Graph 7: Who influences your electoral choice more?

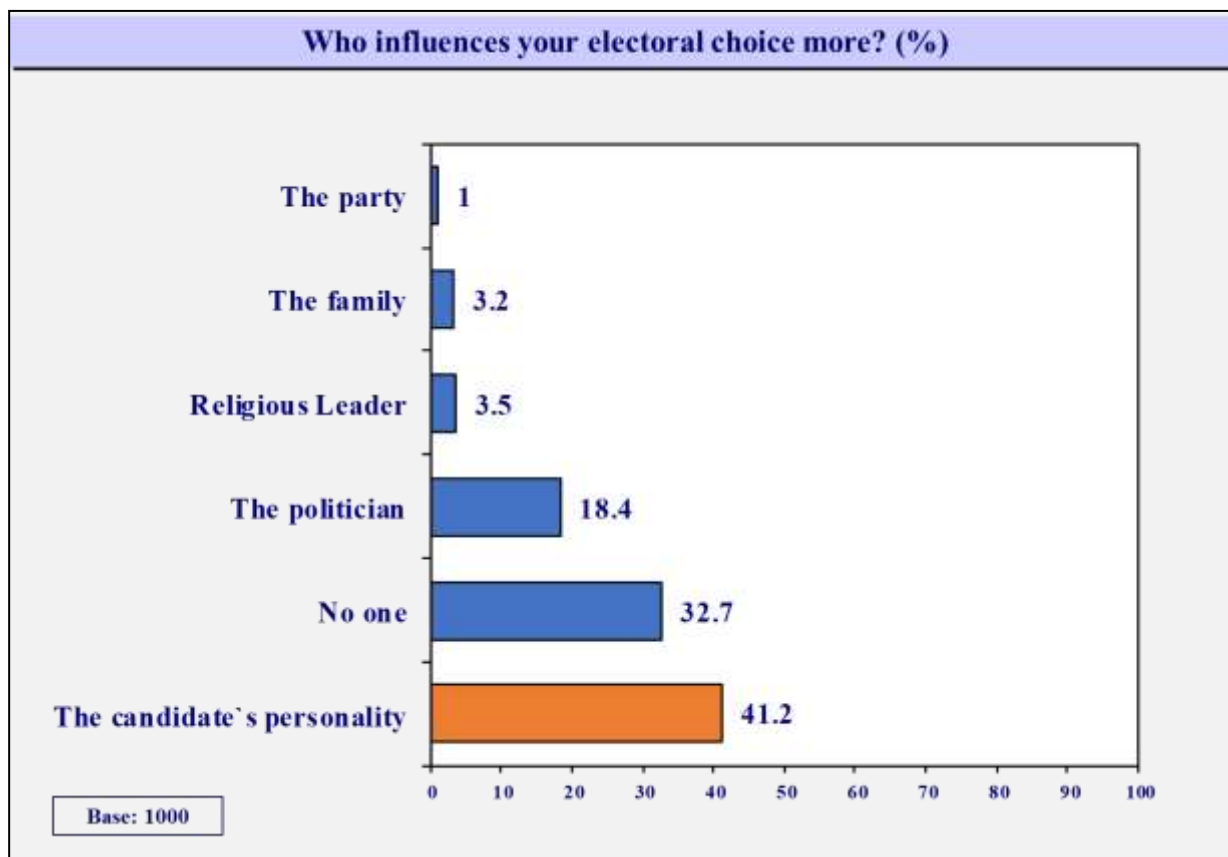


Table 20: Who influences your electoral choice more?- By Sect

	Maronite	Orthodox	Catholic	Armenian Orthodox/ Catholic	Christian Minorities	Sunni	Shia`a	Druze	Alawite	Total
The candidate's personality	40.4%	54.2%	46.8%	33.3%	53.8%	43.6%	36.0%	35.7%	55.6%	41.2%
No One	41.4%	30.6%	46.8%	44.4%	38.5%	24.4%	30.1%	42.9%	22.2%	32.7%
The politician	12.3%	12.5%	6.4%	14.8%	7.7%	21.3%	24.5%	17.9%	11.1%	18.4%
Religious Leader	0.5%	0.0%	0.0%	0.0%	0.0%	4.9%	6.6%	1.8%	0.0%	3.5%
The family	4.4%	1.4%	0.0%	3.7%	0.0%	5.8%	0.7%	1.7%	11.1%	3.2%
The party	1.0%	1.3%	0.0%	3.8%	0.0%	0.0%	2.1%	0.0%	0.0%	1.0%
Total	100.0%	100.0%	100.0%	100.0%	100.0%	100.0%	100.0%	100.0%	100.0%	100.0%

Table 21: Who influences your electoral choice more?- By Gender

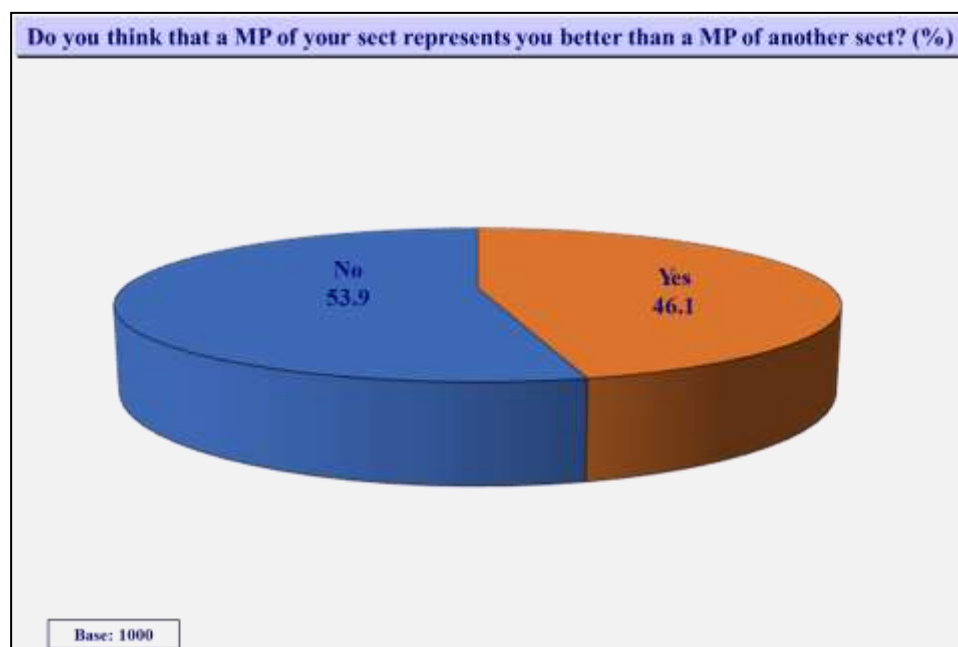
	Male	Female	Total
The candidate`s personality	38.4%	44.3%	41.2%
No one	30.6%	35%	32.7%
The politician	20.9%	15.6%	18.4%
Religious Leader	4.6%	2.3%	3.5%
The family	4.2%	2.1%	3.2%
The party	1.3%	0.6%	1%
Total	100.0%	100.0%	100.0%

Table 22: Who influences your electoral choice more?- By Electoral District

	Beirut D1	Beirut D2	Mount Lebanon`s First District (Keserwan - Jbeil)	Mount Lebanon`s Second District (Metn)	Mount Lebanon`s Third District (Baabda)	Mount Lebanon`s Fourth District (Chouf - Aley)	South Lebanon`s First District (Saïda - Jezzine)	South Lebanon`s Second District (Zahranî - Sour)	South Lebanon`s Third District (Nabatieh - Bint Jbeil (Marjeyoun - Hasbaya -	Beqaa`s First District (Zahle)	Beqaa`s Second District (West Beqaa - Rashaya)	Beqaa`s Third District (Baalbeck - Herme)	North Lebanon`s First District (Akkar)	North Lebanon`s Second District (Tripoli - Minieh (Dennieh	North Lebanon`s Third District (Bsharri - Batroun (Koura - Zgharta	Total
The candidate`s personality	47.2%	34.4%	27.7%	43.8%	53.3%	38.6%	24.2%	34.1%	35.2%	40.4%	47.4%	39.3%	48.7%	64.5%	36.9%	41.2%
No one	38.9%	42.7%	55.3%	43.8%	37.8%	43.2%	57.6%	32.9%	23.0%	36.2%	28.9%	40.5%	9.2%	14.0%	21.5%	32.7%
The politician	11.1%	17.7%	10.6%	2.1%	4.4%	13.6%	6.1%	30.5%	31.1%	19.1%	18.4%	6.0%	30.3%	14.0%	32.3%	18.4%
Religious Leader	0.0%	3.1%	0.0%	0.0%	4.5%	1.1%	6.1%	1.2%	3.3%	4.3%	5.3%	10.7%	1.3%	4.3%	6.2%	3.5%
The family	0.0%	2.1%	6.4%	10.3%	0.0%	3.5%	6.0%	0.0%	2.5%	0.0%	0.0%	1.2%	10.5%	3.2%	3.1%	3.2%
The Party	2.8%	0.0%	0.0%	0.0%	0.0%	0.0%	0.0%	1.3%	4.9%	0.0%	0.0%	2.3%	0.0%	0.0%	0.0%	1.0%
Total	100.0%	100.0%	100.0%	100.0%	100.0%	100.0%	100.0%	100.0%	100.0%	100.0%	100.0%	100.0%	100.0%	100.0%	100.0%	100.0%

IV. Sectarianism and Political Affiliation

Graph 8: Do you think that a MP of your sect represents you better than a MP of another sect?



Graph 9: To what extent do you think that Lebanese in general are sectarian?

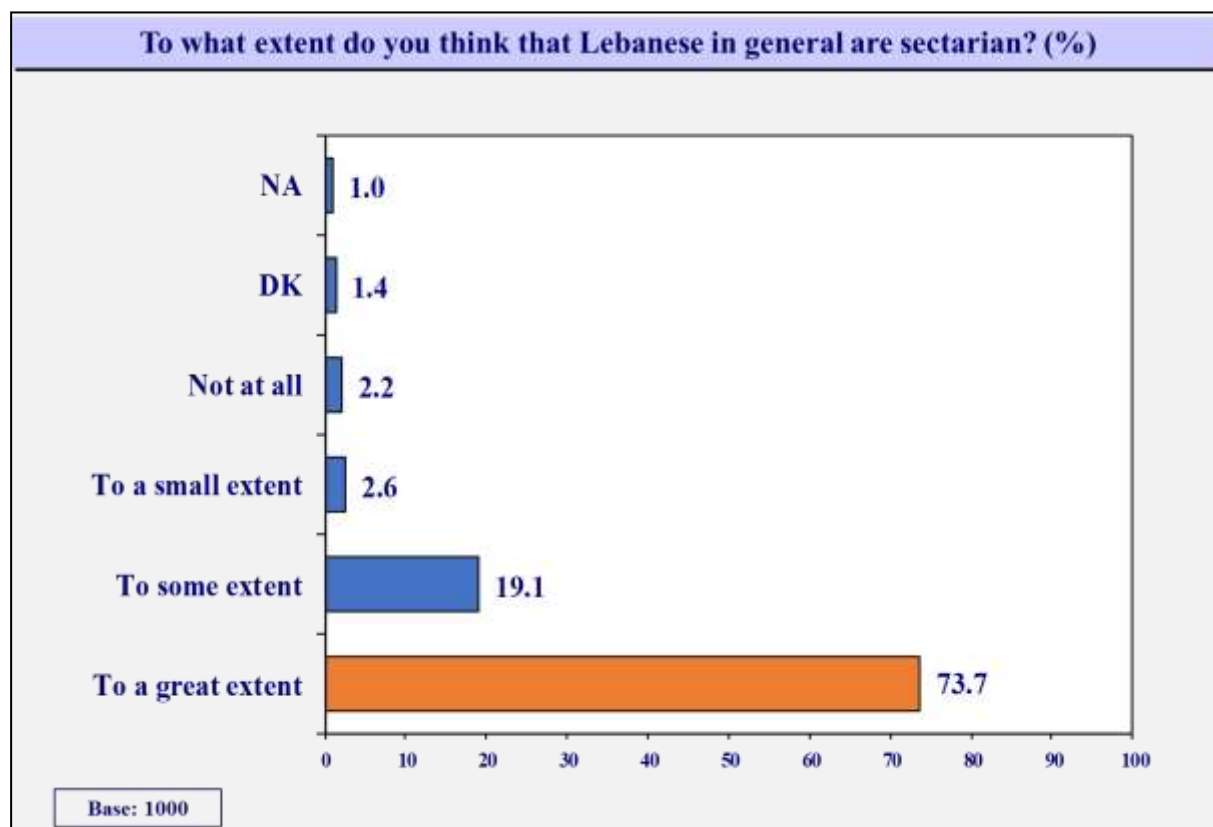


Table 23: To what extent do you think that Lebanese in general are sectarian?- By Sect

	Maronite	Orthodox	Catholic	Armenian Orthodox/Catholic	Christian Minorities	Sunni	Shia`a	Druze	Alawite	Total
To a great extent	77.3%	58.3%	74.5%	88.9%	76.9%	77.7%	67.8%	82.1%	66.7%	73.7%
To some extent	18.2%	29.2%	12.8%	7.4%	15.4%	17.8%	20.6%	17.9%	33.3%	19.1%
To a small extent	0.5%	4.2%	0.0%	0.0%	0.0%	1.7%	5.9%	0.0%	0.0%	2.6%
Not at all	2.5%	1.4%	8.5%	3.7%	7.7%	1.7%	1.7%	0.0%	0.0%	2.2%
Don't Know	0.5%	5.6%	4.2%	0.0%	0.0%	0.3%	2.1%	0.0%	0.0%	1.4%
No Answer	1.0%	1.3%	0.0%	0.0%	0.0%	0.8%	1.9%	0.0%	0.0%	1.0%
Total	100.0%	100.0%	100.0%	100.0%	100.0%	100.0%	100.0%	100.0%	100.0%	100.0%

Table 24: To what extent do you think that Lebanese in general are sectarian? - By Electoral District

	Beirut D1	Beirut D2	Mount Lebanon's First District (Keserwan - Jbeil)	Mount Lebanon's Second District (Metn)	Mount Lebanon's Third District (Baabda)	Mount Lebanon's Fourth District (Chouf - Aley)	South Lebanon's First District (Saïda - Jezzine)	South Lebanon's Second District (Zahrani - Sour)	South Lebanon's Third District (Nabatieh - Bint Jbeil (Marjeyoun - Hasbaya - Beqaa's First District (Zahle)	Beqaa's Second District (West Beqaa - Rashaya)	Beqaa's Third District (Baalbeck - Hermel)	North Lebanon's First District (Akkar)	North Lebanon's Second District (Tripoli - Minieh (Deunieh)	North Lebanon's Third District (Bsharri - Batroun (Koura - Zgharta)	Total	
To a great extent	86.1%	85.4%	87.2%	79.2%	84.4%	77.3%	78.8%	43.9%	57.4%	74.5%	55.3%	89.3%	75.0%	73.1%	78.5%	73.7%
To some extent	13.9%	13.5%	10.6%	16.7%	15.6%	21.6%	18.2%	41.5%	21.3%	12.8%	39.5%	4.8%	21.1%	20.4%	12.3%	19.1%
To a small extent	0.0%	1.1%	0.0%	0.0%	0.0%	0.0%	0.0%	4.9%	12.3%	0.0%	2.6%	0.0%	3.9%	1.1%	1.5%	2.6%
Not at all	0.0%	0.0%	2.2%	4.1%	0.0%	0.0%	3.0%	2.4%	2.5%	8.5%	0.0%	4.8%	0.0%	4.3%	1.5%	2.2%
Don't Know	0.0%	0.0%	0.0%	0.0%	0.0%	0.0%	0.0%	3.7%	4.9%	4.2%	0.0%	0.0%	0.0%	0.0%	4.6%	1.4%
No Answer	0.0%	0.0%	0.0%	0.0%	0.0%	1.1%	0.0%	3.6%	1.6%	0.0%	2.6%	1.1%	0.0%	1.1%	1.6%	1.0%
Total	100.0%	100.0%	100.0%	100.0%	100.0%	100.0%	100.0%	100.0%	100.0%	100.0%	100.0%	100.0%	100.0%	100.0%	100.0%	100.0%

Graph 10: To what extent does your sectarian affiliation influence your political orientation?

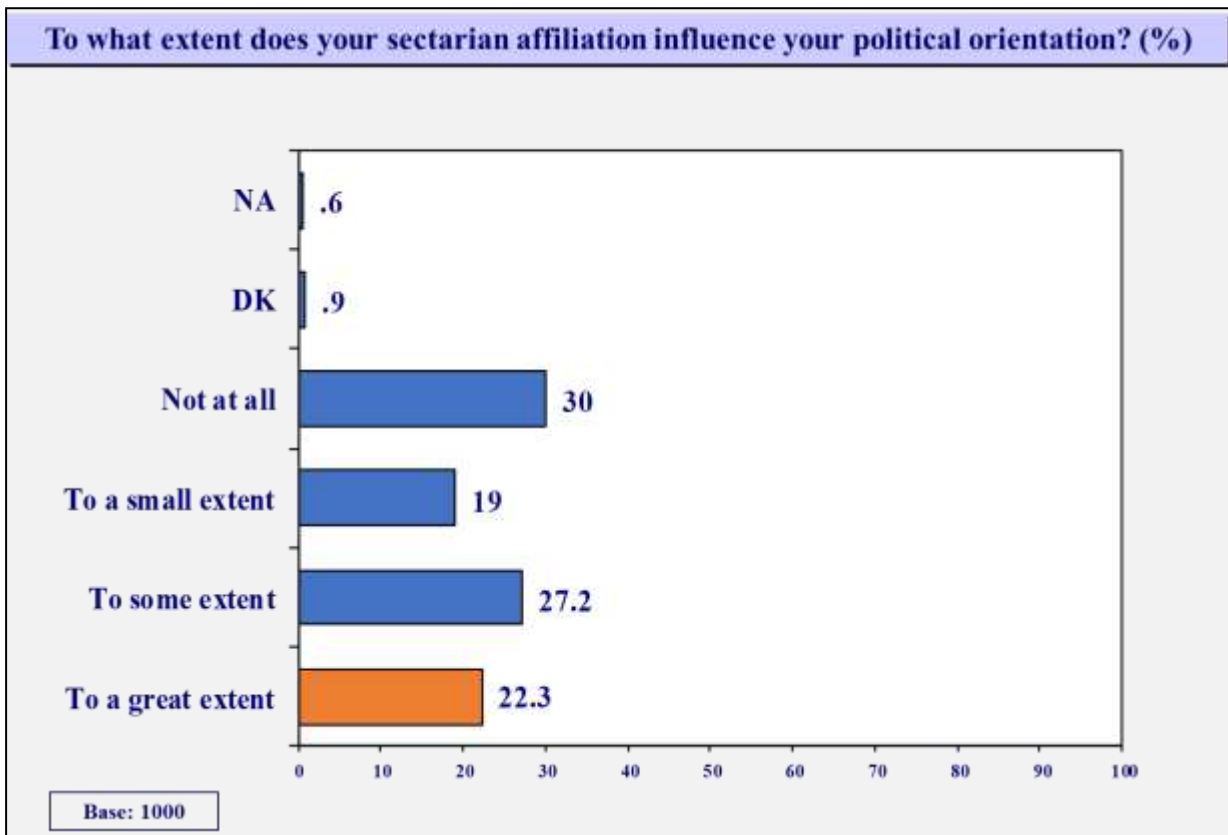


Table 25: To what extent does your sectarian affiliation influence your political orientation?- By Electoral District

	Beirut D1	Beirut D2	Mount Lebanon's First District (Keserwan - Jbel)	Mount Lebanon's Second District (Metn)	Mount Lebanon's Third District (Baabda)	Mount Lebanon's Fourth District (Chouf - Aley)	South Lebanon's First District (Saïda - Jezzine)	South Lebanon's Second District (Zahrani - Sour)	South Lebanon's Third District (Nabatieh - Bint Jbeil (Marjayoun - Hasbaya -	Beqaa's First District (Zahlé)	Beqaa's Second District (West Beqaa - Rashaya)	Beqaa's Third District (Baalbeck - Hermel)	North Lebanon's First District (Akkar)	North Lebanon's Second District (Tripoli - Minieh (Dennieh	North Lebanon's Third District (Bsharri - Batroun (Koura - Zgharta	Total
To a great extent	25.0%	18.8%	27.7%	14.6%	13.3%	21.6%	18.2%	8.5%	15.6%	46.8%	47.4%	34.5%	23.7%	18.3%	23.1%	22.3%
To some extent	38.9%	36.5%	23.4%	41.7%	35.6%	25.0%	21.2%	23.2%	23.8%	29.8%	18.4%	23.8%	35.5%	20.4%	18.5%	27.2%
To a small extent	16.7%	16.7%	10.6%	25.0%	20.0%	20.4%	18.2%	23.2%	13.9%	10.6%	15.8%	15.5%	25.0%	21.5%	29.2%	19.0%
Not at all	19.4%	26.0%	36.2%	18.7%	31.1%	33.0%	42.4%	41.5%	42.6%	12.8%	15.8%	25.0%	15.8%	38.7%	27.7%	30.0%
Don't Know	0.0%	1.0%	0.0%	0.0%	0.0%	0.0%	0.0%	1.2%	3.3%	0.0%	0.0%	1.2%	0.0%	1.1%	1.5%	0.9%
No Answer	0.0%	1.0%	2.1%	0.0%	0.0%	0.0%	0.0%	2.4%	0.8%	0.0%	2.6%	0.0%	0.0%	0.0%	0.0%	0.6%
Total	100.0%	100.0%	100.0%	100.0%	100.0%	100.0%	100.0%	100.0%	100.0%	100.0%	100.0%	100.0%	100.0%	100.0%	100.0%	100.0%

Graph 11: Do you belong/support a particular political party/movement?

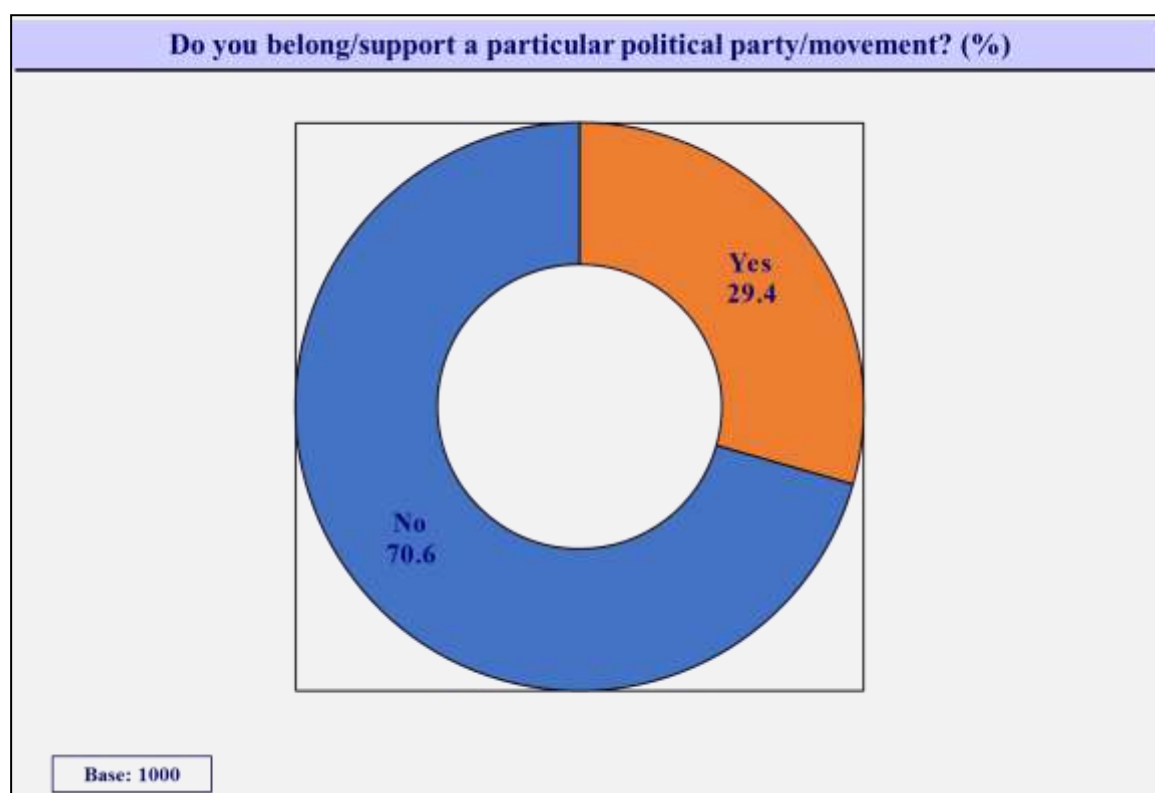


Table 26: Do you belong/support a particular political party/movement?- By Sect

	Maronite	Orthodox	Catholic	Armenian Orthodox/Catholic	Christian Minorities	Sunni	Shia`a	Druze	Alawite	Total
Yes	30.5%	31.9%	46.8%	48.1%	7.7%	17.4%	36.4%	33.9%	0.0%	29.4%
No	69.5%	68.1%	53.2%	51.9%	92.3%	82.6%	63.6%	66.1%	100.0%	70.6%
Total	100.0%	100.0%	100.0%	100.0%	100.0%	100.0%	100.0%	100.0%	100.0%	100.0%

Table 27: Do you belong/support a particular political party/movement?- By Gender

	Male	Female	Total
Yes	34%	24.3%	29.4%
No	66%	75.7%	70.6%
Total	100.0%	100.0%	100.0%

Table 28: Do you belong/support a particular political party/movement?- By Electoral District

	Beirut D1	Beirut D2	Mount Lebanon's First District (Keserwan - Jbeil)	Mount Lebanon's Second District (Metn)	Mount Lebanon's Third District (Baabda)	Mount Lebanon's Fourth District (Chouf - Aley)	South Lebanon's First District (Saïda - Jezzine)	South Lebanon's Second District (Zahranî - Sour)	South Lebanon's Third District (Nabatieh - Bint Jbeil (Marjayoun - Hasbaya - Beqaa's First District (Zahle)	Beqaa's Second District (West Beqaa - Rashaya)	Beqaa's Third District (Baalbeck - Hermel)	North Lebanon's First District (Akkar)	North Lebanon's Second District (Tripoli - Minieh (Dennieh)	North Lebanon's Third District (Bsharri - Batroun (Koura - Zgharta)	Total	
Yes	30.6%	30.2%	31.9%	29.2%	17.8%	40.9%	27.3%	34.1%	31.1%	34.0%	21.1%	35.7%	9.2%	23.7%	35.4%	29.4%
No	69.4%	69.8%	68.1%	70.8%	82.2%	59.1%	72.7%	65.9%	68.9%	66.0%	78.9%	64.3%	90.8%	76.3%	64.6%	70.6%
Total	100.0%	100.0%	100.0%	100.0%	100.0%	100.0%	100.0%	100.0%	100.0%	100.0%	100.0%	100.0%	100.0%	100.0%	100.0%	100.0%

Graph 12: If yes, please specify the reason for your belonging to this political party/movement

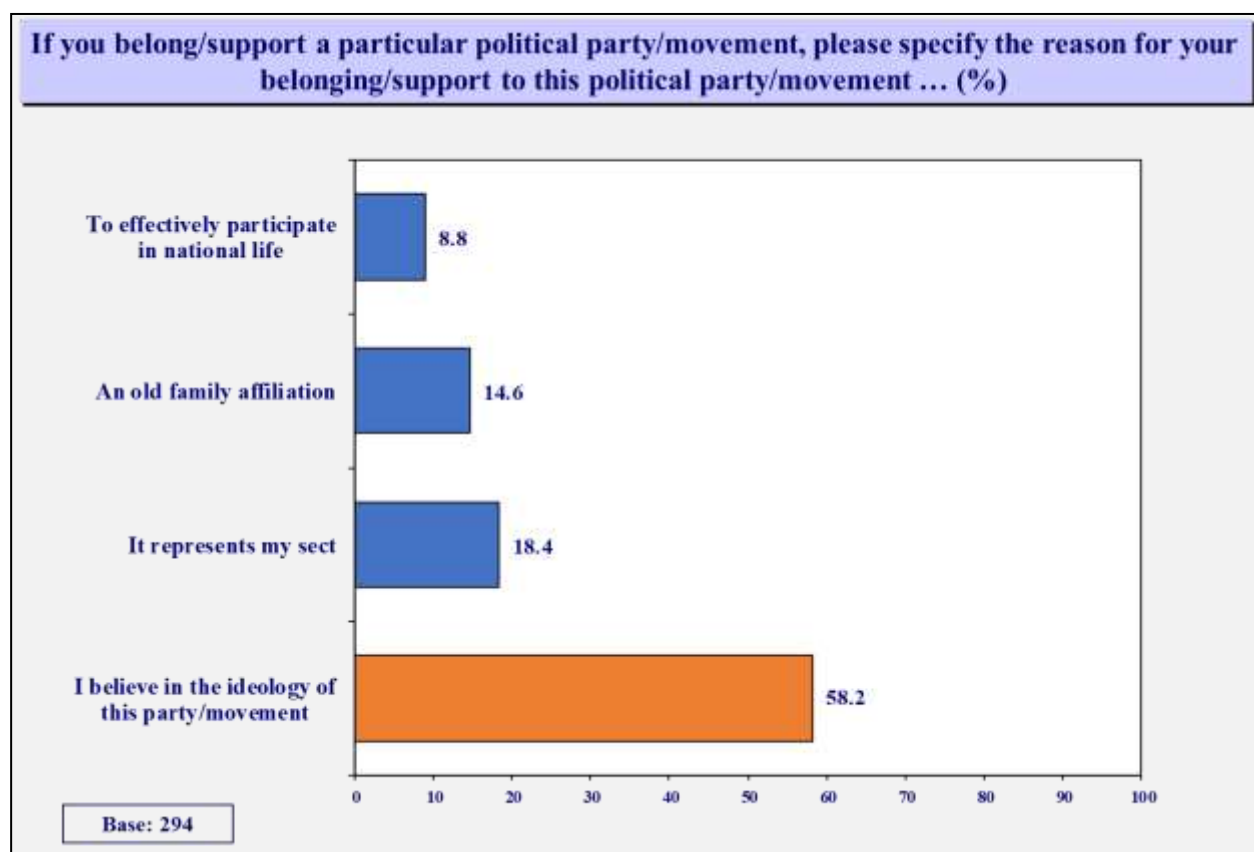


Table 29: If yes, please specify the reason for your belonging to this political party/movement- By Sect

	Maronite	Orthodox	Catholic	Armenian Orthodox/Catholic	Christian Minorities	Sunni	Shia`a	Druze	Total
An old family affiliation	16.1%	13%	9.1%	38.5%		14%	13.5%	10.5%	14.6%
It represents my sect	11.3%	17.4%	13.6%	23.1%		34%	16.3%	15.8%	18.4%
I believe in the ideology of this party/movement	69.4%	65.2%	77.3%	38.5%	100%	34%	57.7%	68.4%	58.2%
To effectively participate in national life	3.2%	4.3%				18%	12.5%	5.3%	8.8%
Total	100.0%	100.0%	100.0%	100.0%	100.0%	100.0%	100.0%	100.0%	100.0%

Table 30: If yes, please specify the reason for your belonging/support to this political party/movement- By Gender

	Male	Female	Total
An old family affiliation	13.4%	16.5%	14.6%
It represents my sect	20.7%	14.8%	18.4%
I believe in the ideology of this party/movement	60.3%	54.8%	58.2%
To effectively participate in national life	5.6%	13.9%	8.8%
Total	100.0%	100.0%	100.0%

Table 31: If yes, please specify the reason for your belonging/support to this political party/movement- By Electoral District

	Beirut D1	Beirut D2	Mount Lebanon's First District (Keserwan - Jbel)	Mount Lebanon's Second District (Metn)	Mount Lebanon's Third District (Baabda)	Mount Lebanon's Fourth District (Chouf - Aley)	South Lebanon's First District (Saida - Jezzine)	South Lebanon's Second District (Zahrani - Sour)	South Lebanon's Third District (Nabatieh - Bint Jbeil (Marjeyoun - Hasbaya -	Beqaa's First District (Zahle)	Beqaa's Second District (West Beqaa - Rashaya)	Beqaa's Third District (Baalbeck - Herme)	North Lebanon's First District (Akkar)	North Lebanon's Second District (Tripoli - Minieh (Dennieh)	North Lebanon's Third District (Bsharri - Batroun (Koura - Zgharta	Total
An old family affiliation	27.3%	10.3%	13.3%	7.2%	12.5%	19.4%	0.0%	14.3%	15.8%	0.0%	0.0%	20.0%	28.5%	13.6%	21.8%	14.6%
It represents my sect	18.2%	41.4%	0.0%	21.4%	25.0%	25.0%	33.3%	0.0%	10.5%	6.2%	12.5%	26.7%	42.9%	13.6%	13.0%	18.4%
I believe in the ideology of this party/movement	45.5%	41.4%	86.7%	71.4%	37.5%	47.2%	66.7%	75.0%	60.5%	93.8%	62.5%	50.0%	28.6%	40.9%	65.2%	58.2%
To effectively participate in national life	9.0%	6.9%	0.0%	0.0%	25.0%	8.4%	0.0%	10.7%	13.2%	0.0%	25.0%	3.3%	0.0%	31.9%	0.0%	8.8%
Total	100.0%	100.0%	100.0%	100.0%	100.0%	100.0%	100.0%	100.0%	100.0%	100.0%	100.0%	100.0%	100.0%	100.0%	100.0%	100.0%

V. Religiosity

Graph 13: To what extent do you consider yourself a religious person?

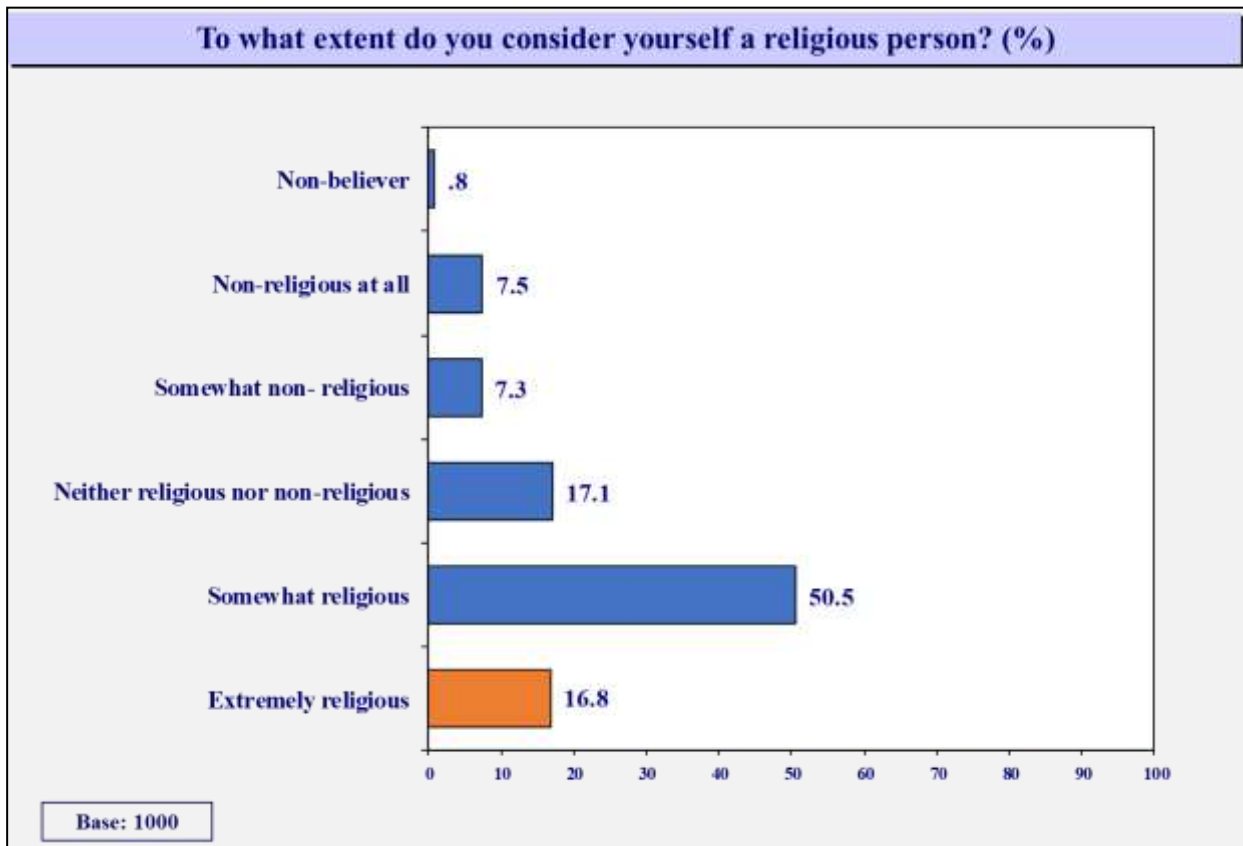


Table 32: To what extent do you consider yourself a religious person?- By Sect

	Maronite	Orthodox	Catholic	Armenian Orthodox/Catholic	Christian Minorities	Sunni	Shia`a	Druze	Alawite	Total
Extremely Religious	27.6%	20.8%	38.3%	48.1%	30.8%	8.4%	11.2%	8.9%	11.1%	16.8%
Somewhat Religious	43.8%	44.4%	48.9%	40.7%	61.5%	61.0%	50.3%	32.1%	55.6%	50.5%
Neither Religious nor non-religious	12.3%	18.1%	4.3%	3.7%	7.7%	18.8%	22.0%	17.9%	22.2%	17.1%
Somewhat non-Religious	6.4%	5.6%	0.0%	7.5%	0.0%	6.6%	9.8%	12.5%	0.0%	7.3%
Non-Religious at all	8.9%	9.7%	8.5%	0.0%	0.0%	4.5%	5.6%	28.6%	11.1%	7.5%
Non-Believer	1.0%	1.4%	0.0%	0.0%	0.0%	0.7%	1.1%	0.0%	0.0%	0.8%
Total	100.0%	100.0%	100.0%	100.0%	100.0%	100.0%	100.0%	100.0%	100.0%	100.0%

Table 33: To what extent do you consider yourself a religious person?- By Gender

	Male	Female	Total
Extremely Religious	13.7%	20.3%	16.8%
Somewhat Religious	48.9%	52.3%	50.5%
Neither Religious nor non-religious	18.8%	15.2%	17.1%
Somewhat non-Religious	8.4%	6.1%	7.3%
Non-Religious at all	9.3%	5.5%	7.5%
Non-Believer	1%	0.6%	0.8%
Total	100.0%	100.0%	100.0%

Table 34: To what extent do you consider yourself a religious person?- By Electoral District

	Beirut D1	Beirut D2	Mount Lebanon's First District (Keserwan - Jbeil)	Mount Lebanon's Second District (Metn)	Mount Lebanon's Third District (Baabda)	Mount Lebanon's Fourth District (Chouf - Aley)	South Lebanon's First District (Saida - Jezzine)	South Lebanon's Second District (Zahrani - Sour)	South Lebanon's Third District (Nabatieh - Bint Jbeil (Marjayoun - Hasbaya -	Beqaa's First District (Zahle)	Beqaa's Second District (West Beqaa - Rashaya)	Beqaa's Third District (Baalbeck - Hermel)	North Lebanon's First District (Akkar)	North Lebanon's Second District (Tripoli - Minieh (Denneh)	North Lebanon's Third District (Bsharri - Batroun (Koura - Zgharta)	Total
Extremely Religious	33.3%	12.5%	40.4%	41.7%	8.9%	12.5%	24.2%	13.4%	7.4%	29.8%	15.8%	15.5%	10.5%	6.5%	23.1%	16.8%
Somewhat Religious	47.2%	63.5%	44.7%	43.8%	68.9%	36.4%	54.5%	53.7%	42.6%	61.7%	63.2%	45.2%	56.6%	51.6%	40.0%	50.5%
Neither Religious nor non-religious	8.3%	9.4%	6.4%	4.2%	6.7%	13.6%	6.1%	19.5%	30.3%	8.5%	13.2%	16.7%	27.6%	26.9%	23.1%	17.1%
Somewhat non-Religious	11.2%	3.1%	2.1%	4.2%	6.7%	11.4%	9.1%	9.8%	7.4%	0.0%	0.0%	15.5%	1.3%	11.8%	7.7%	7.3%
Non-Religious at all	0.0%	10.4%	6.4%	6.1%	8.8%	26.1%	3.0%	2.4%	11.5%	0.0%	7.8%	3.6%	2.6%	3.2%	6.1%	7.5%
Non-Believer	0.0%	1.1%	0.0%	0.0%	0.0%	0.0%	3.1%	1.2%	0.8%	0.0%	0.0%	3.5%	1.4%	0.0%	0.0%	0.8%
Total	100.0%	100.0%	100.0%	100.0%	100.0%	100.0%	100.0%	100.0%	100.0%	100.0%	100.0%	100.0%	100.0%	100.0%	100.0%	100.0%